

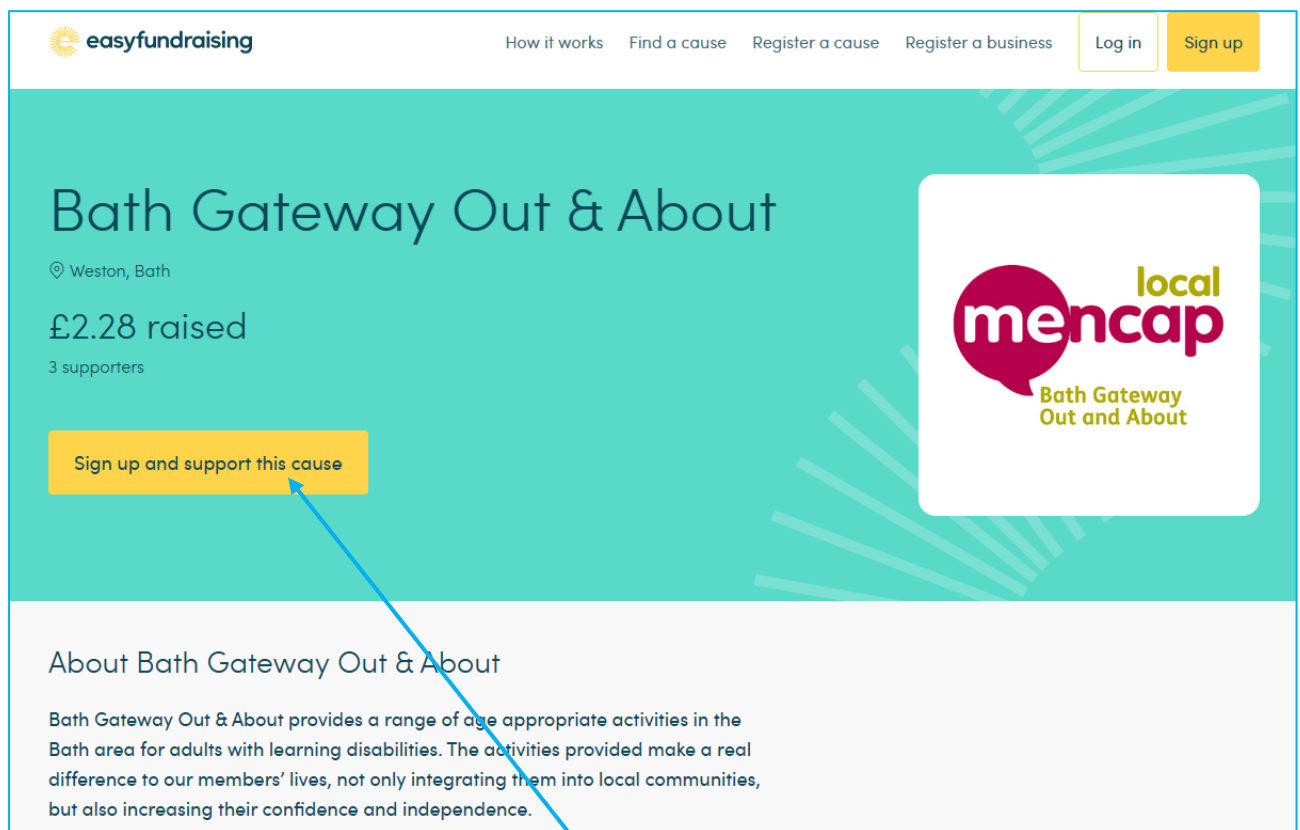
Easy Fundraising Guide

Before we start, we do realise that for a lot of people, this is going to be a lot more difficult to understand or to do, compared to the AmazonSmile interface (now [discontinued](#)) – but please bear with us, and try to follow our instructions below. Because we at Bath Gateway Out & About will be so enormously grateful to you, if you're able to raise funds for us in this way (and, like the previous AmazonSmile service, at no cost to you!).

1. First, please go to this website in your web browser:

<https://www.easyfundraising.org.uk/causes/bathgatewayoutabout/>

2. You should then see something like the following web page:



Next, please click on the yellow “**Sign up and support this cause**” button on our (BGO&A) page on the Easy Fundraising website.

Then you should be taken to a different web page that should look something like in the following screenshot:

easyfundraising

Start fundraising today

Already have an account? [Log In](#)

You have chosen to support "Bath Gateway Out & About"
[Change cause](#) →

Continue with Apple

Continue with Facebook

or

Continue with Email

By creating an account, you confirm that you have read and agree to the easyfundraising [Terms and Conditions](#) and [Privacy Policy](#).

Raise donations when you shop online

- ✓ You shop
- ✓ 6,000 retailers donate
- ✓ Your cause receives donations
- ✓ For free

£45 Million Raised


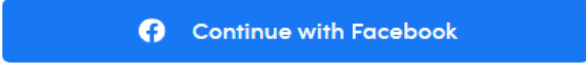
Trustpilot

2.4 Million Users

3. You should probably **sign up using your Email address** (but if you want to try the other methods suggested – Apple, Facebook – please try that way; but so far, we have found that they don't necessarily work properly!).

Please note that on the next web page (screenshot shown below), they ask you for your First Name, Last Name and an email address; these are the only details they request and are stored on the Easy Fundraising's website/database. They will **never request or store any other details about you** (such as your home address or your debit card or credit card number, and so on).

The only other thing they need from you is a unique password, which will only be used by Easy Fundraising (and not by any other website). Please see the screenshot on the next page to see where they ask for your basic details (name, email address, and password – you should choose a password that is different from any of your online shopping passwords, and only use that for Easy Fundraising in future – and please remember it!).


 

or


My first name is

My last name is

My email address is

 We will never pass your details to anyone without your permission.

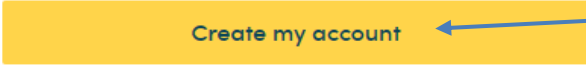
I want to use this password

 Your password needs to be at least 8 characters.

We'll make raising free funds for your cause really easy by emailing you when there are great deals with donations and top tips to raise even more money.

Yes please help me raise as much as possible for my cause


No thanks I don't want any help raising for my cause



By creating an account, you confirm that you have read and agree to the [easyfundraising Terms and Conditions](#) and [Privacy Policy](#).

✓ For free

£45 Million Raised

 Trustpilot

2.4 Million Users

After you've filled in your name, email address and chosen a password above, please click here to create your account with Easy Fundraising

Copyright © 2022 Easyfundraising Limited. All rights reserved.
[Terms and Conditions](#) | [Help and Support](#)

4. On the next page after your new account with Easy Fundraising is confirmed, they'll ask you to install an app "Donation Reminder" - this is so that, when you go to your normal old online shopping websites like Argos or John Lewis etc. that are already signed up to give donations via Easy Fundraising, every time you go to that online shop, you will get a reminder and a link provided to make your purchase via the Easy Fundraising website, so that Bath Gateway Out & About gets their donation in future. This could be really useful to you, in case you forget that you could be making a donation to us from whatever online shop you're using (see screenshot below):

The screenshot shows the Easy Fundraising website interface. At the top, it says "You're almost there, well done!". Below this, it explains that users need the "Donation Reminder" app. A yellow button labeled "Add the Donation Reminder" is highlighted with a blue callout box that says "You can install the Easy Fundraising reminders by clicking this button." Below the button are links for "No Thanks or I've done this" and "By downloading the Donation Reminder you agree to our EULA".

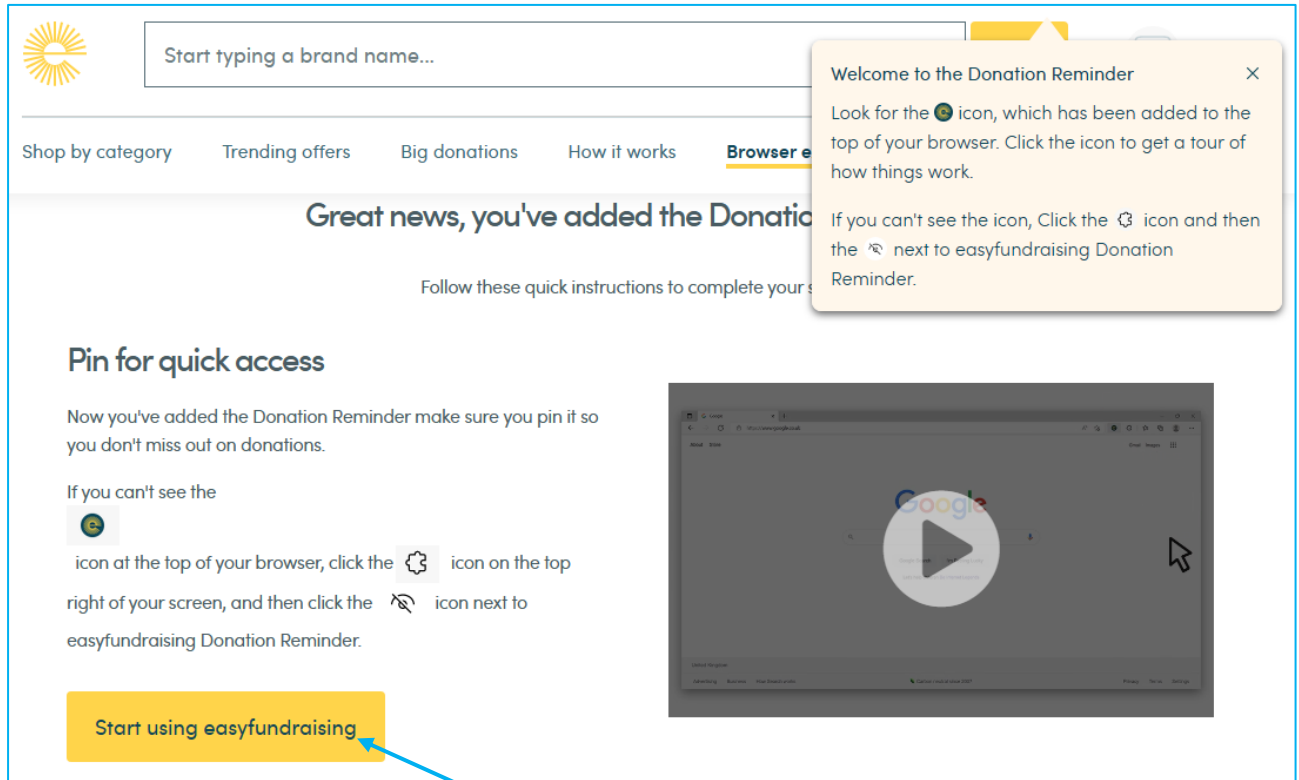
The "Shop as normal and never miss a donation" section features a three-step process diagram:

- Step 1:** A small reminder appears on the retailer's website. (Illustration: John Lewis website with a "Donation available" banner and a "Get donation" button.)
- Step 2:** Click the reminder to receive any eligible donations. (Illustration: A pop-up window from Easy Fundraising with the text "Donation available on this website!" and a "Get donation" button.)
- Step 3:** The reminder disappears and you're ready to start shopping. (Illustration: John Lewis website with the reminder gone.)

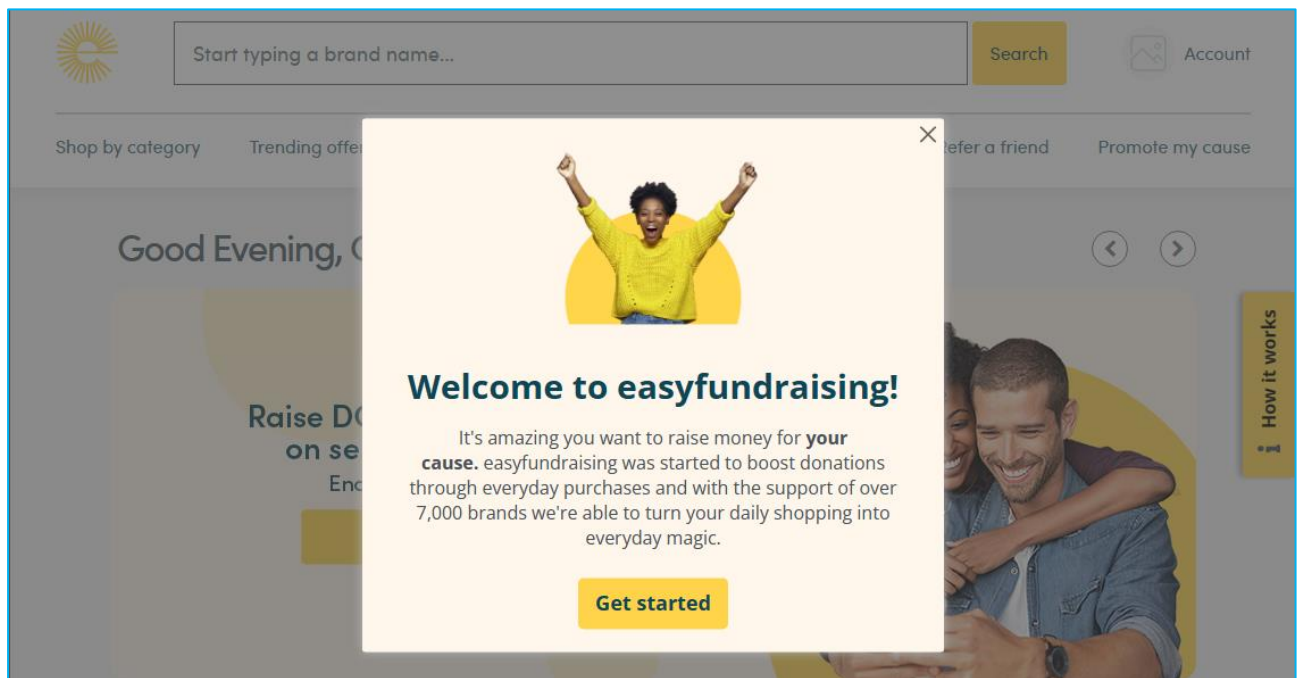
Below the diagram is a "Frequently Asked Questions" section with questions like "How does it work?", "Can I use it on my mobile or tablet?", and "Does it save my card details?".

At the bottom of the page, there is a "Help" button, copyright information for Easyfundraising Limited (2022), and links to "Terms and Conditions" and "Help and Support".

After installing the Easy Fundraising “**Donation Reminder**”, you’ll see this:

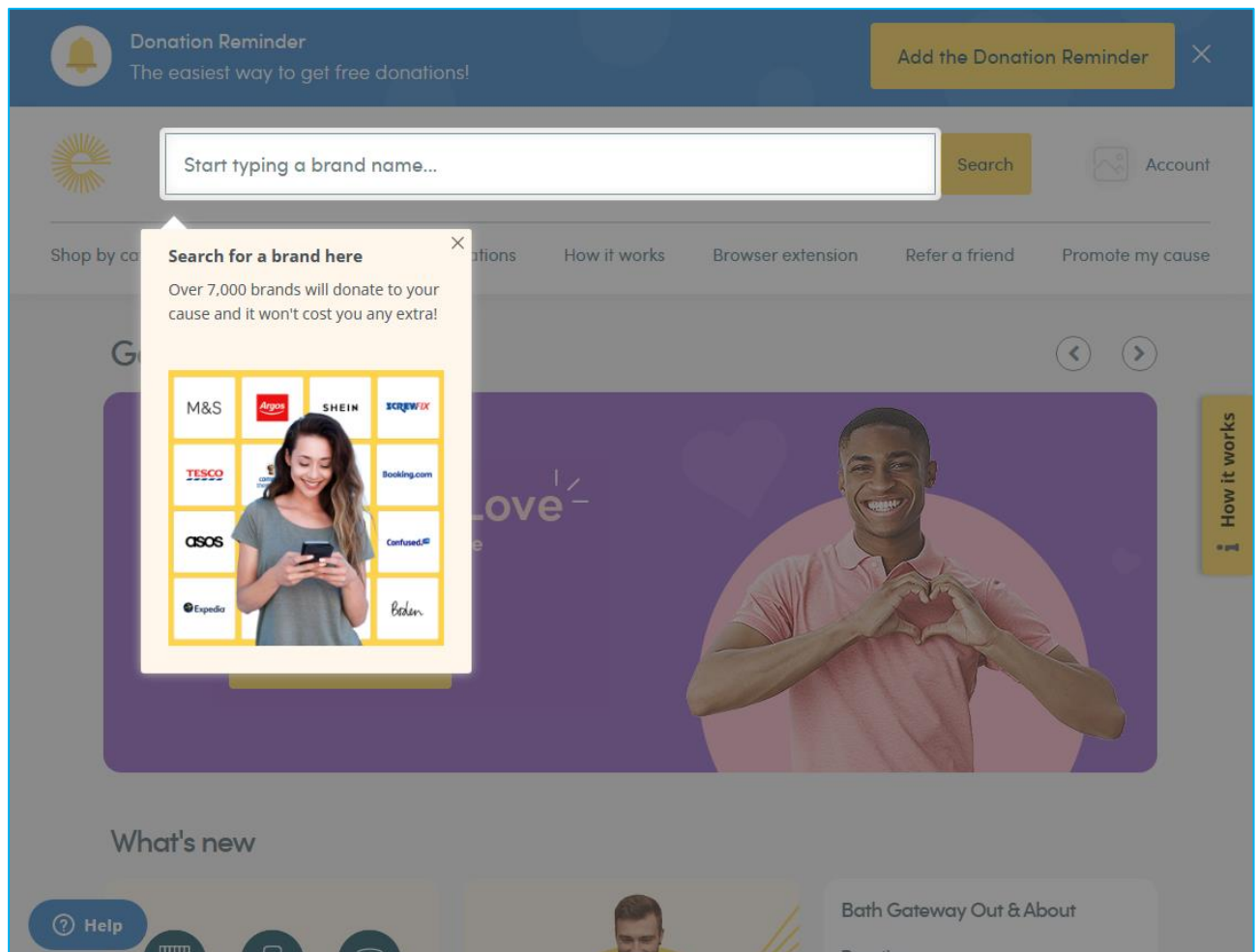


5. But after clicking on “**Start using easyfundraising**”, whether or not you installed the Donations reminder app, you should now see this:



- Please click on “**Get Started**” to start your fundraising on behalf of Bath Gateway Out & About, via Easy Fundraising, using whatever online shopping sites you would have normally used in the past (apart from Amazon, obviously!).

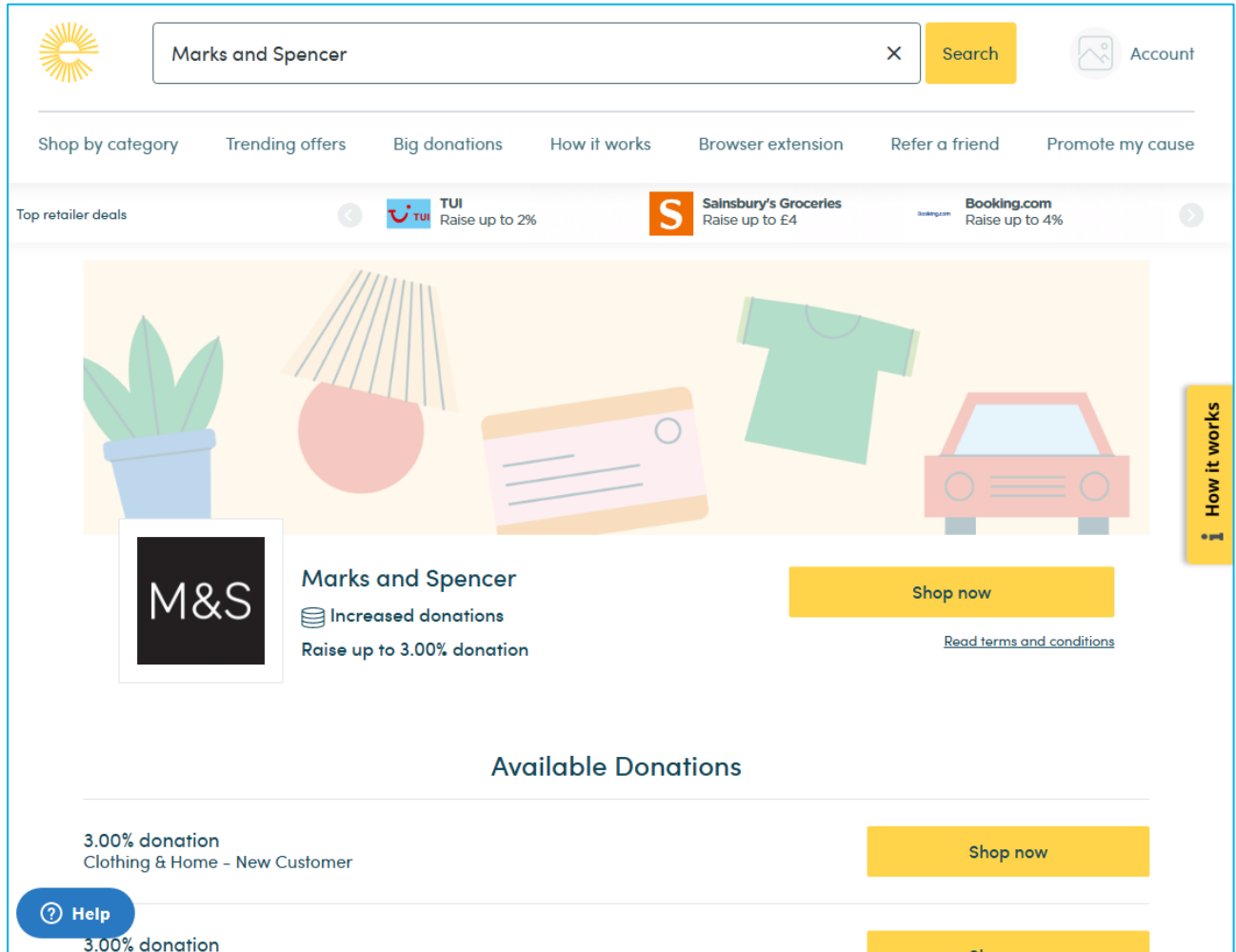
Then you might see a page something like this:



As it says, you can “Search for a brand here” – this means that you can search for a shop like “M & S” (Marks and Spencer) or Tesco or Argos in the Search Box.

But not only that, in the Easy Fundraising Search box you can also search for an individual product like “Dyson V15 Detect” (if you really want to pay that much for just a vacuum cleaner!), or any other product – then Easy Fundraising will list all the online shops that we can get donations from for any individual item that you are looking to buy! Plus, there are lots of other search options (please see their [Help pages](#)!).

Below is an example screenshot of putting in M&S (or “Marks and Spencer”) in the Easy Fundraising Search box.



Anyway, we hope you have managed to sign up to Easy Fundraising after reading this, and have some idea of how it all works, and how you can still continue to contribute fundraising donations to us at Bath Gateway Out & About via your future online purchases, at no cost to you - in spite of AmazonSmile closing on 20th February 2023!

[easyfundraising Help and Support](#)